



GOC LIVE - Middle School

Best Practices and Resources for Digital Learning



GOC BEST PRACTICES AND RESOURCES FOR DIGITAL LEARNING



Gwinnett County Public Schools' (GCPS) announced on Thursday, March 12 that it will be doing Digital Learning Days the week of March 16-20 as part of its response to the COVID-19 situation. The school district has successfully held DLDs in past years in response to inclement weather situations. While this is a different situation, our schools and teachers are prepared to deliver instruction virtually to minimize the disruption to learning.

As the full-time online option for GCPS students, Gwinnett Online Campus is here to help all teachers with best practices and resources for digital learning.

[Click this link for Best Practices and Resources for Digital Learning.](#)

General Digital Learning Tips

Ms. Austin

- **State your expectations**
 - Every single day
 - At the beginning of each virtual session
- **Consistency is Key**
- **Detailed and Specific Directions Save Time**
 - Provide screenshots
- **Naming Conventions Are Essential**



keepthinkingbig.com



gwinnettonlinecampus

General Digital Learning Tips

Ms. Austin



- Think about the length of each assignment
- End of the Day/Class Checklist
- Mirror Students for Support
 - especially with parents



- Remember to say "Thank YOU!"

gwinnett**online**campus



General Digital Learning Tips

Ms. Austin

- Use your News Announcements to post “Learning Expectations” for the day
- This is like a checklist or “to-do”
- You can post a Week-At-A-Glance sharing the general topics students will be learning... and you can email this to parents!

Mar-23rd to Mar-27th Week At A Glance ▾ ×

Posted Mar 22, 2020 12:01 PM

Hi David!

I hope that you're doing well and I hope that you're enjoying learning about Sound and Communication. This week is a big week for us for many reasons so pay close attention to the schedule each day and the times that may be attached to your daily lesson because they may be different. We're closing out our Sound Unit this week and will be taking our **Sound Unit Test Thursday, March-26th**. We will also have 3 Adobe Online Sessions this week. On Monday we'll have a presentation and discussion about the Coronavirus. On Tuesday we'll have a Sound review session to prepare for our Sound Test. On Friday we'll have a session to wrap up the week and talk about various things like the Sound Test results and our communication devices. Spring Break starts next week so if you work really hard this week, you can rest well next week without any science lessons or assignments on the mind. If you have any questions or need any help with anything, please let me know. Have fun learning this week and good luck on your test!

Mr. Wise

Monday = Adobe Online Room Session from **12:00 to 1:00**

Tuesday = Adobe Online Room Session from **11:00 to 12:00**

Wednesday = Lesson = Sound Test Unit Review

Thursday = **Sound Unit Test due by 11:59 PM**

Friday = Adobe Online Room Session from **11:00 to 12:00**

News ▾

3-24-2020 = Tuesday's Online Class ▾ ×

Posted Mar 24, 2020 10:50 AM

Here is a Nearpod that we will be using during our online class today. Make sure you review it at least one more time in addition to your notes before you take the Sound Test Thursday. Also, make sure to sign in with your First Name and Last Initial so I know you participated in the review. Thanks!

Sound Unit Test Nearpod



gwinnettonlinecampus

Parent Help - How much is too much?

Ms. Austin


- View parents as partners in the process.
- Think about what students should be able to do on their own - make sure it is age appropriate.
- Give clear, limited-step directions.
- Over time, students should become more independent.
- Be clear about what students should complete on their own.
- Be flexible and understanding as families navigate the technology.



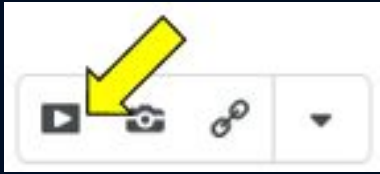
General Digital Learning Tips

Dr. Griffin

- Use web tools your students already know how to use
 - Introduce new tools slowly - one new every few weeks
 - Check the approved vendor list and follow the guidelines for use of specific tools



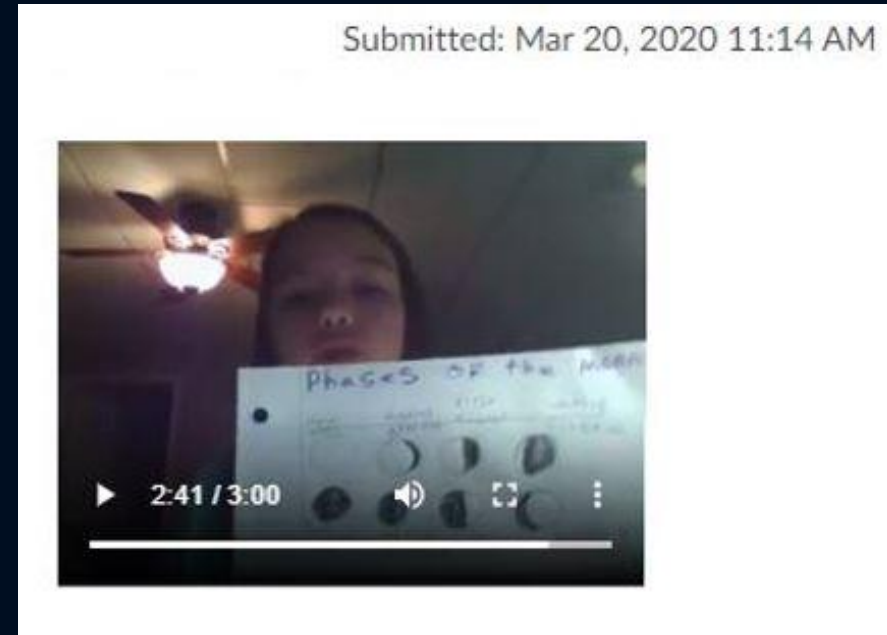
gwinnettonlinecampus



Video Note in eCLASS

Dr. Griffin

- In D2L, you can film a short (up to 3 minutes) Video Note to post in your announcements.
- This tool is also great for students to submit their work to demonstrate understanding!

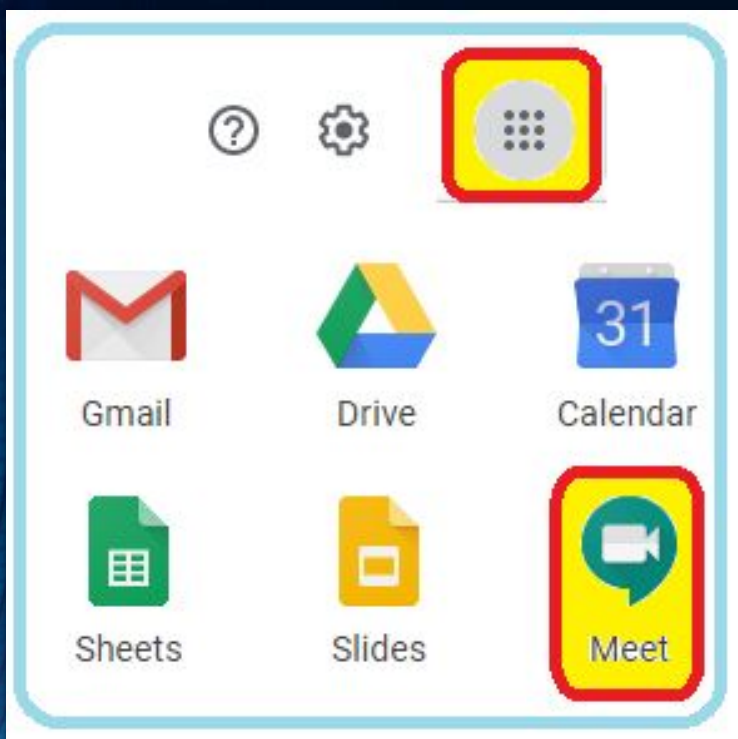


gwinnett**online**campus

Google Meet for Collaboration & Instruction

Dr. Griffin

Directions for using Google Meet with a Small Group are included on the **Best Practices and Resources** page of GOC's website



gwinnett**online**campus

Using Google Meet to Create Instructional Videos

Dr. Griffin

BEST PRACTICES AND RESOURCES

› Best Practices and Resources

› GOC Video Library

› Coffee With Christopher

› Coping with Change and
Uncertainty - GOC
Counselor's Blog

› Google Meet Instructions for
Small Groups

- A video is coming later today on how to use Google Meet to create instructional videos.
- A video using NearPod is available in the Video Library.
- Directions for using Google Meet with a Small Group are included on the Teacher Resource page of GOC's website.



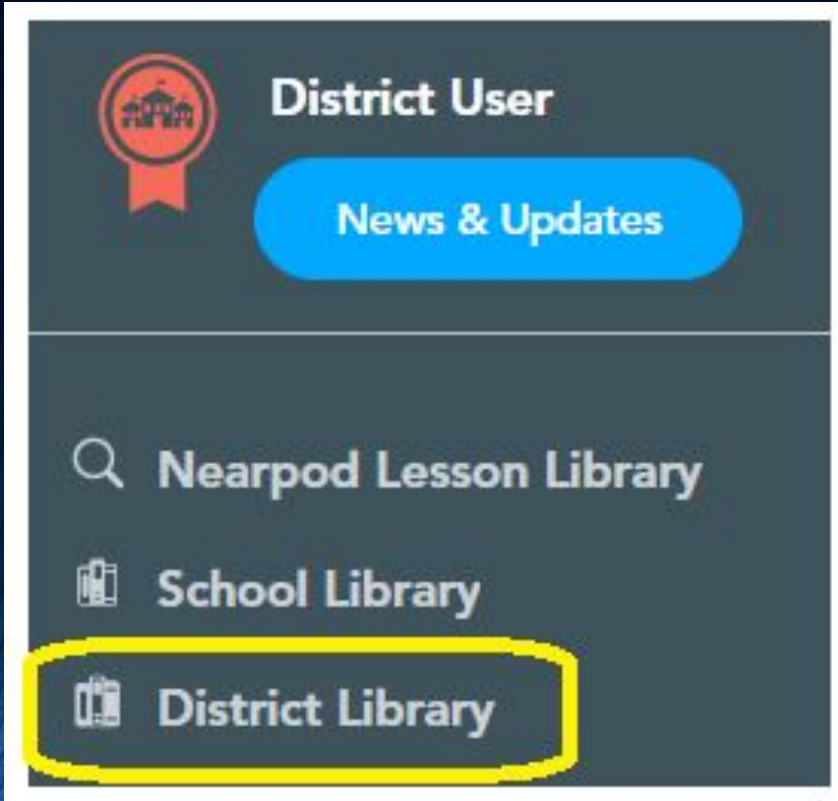
Gwinnett Online Campus

gwinnett**online**campus

NearPod Tools for Formative Assessment

Mr. Wise

- Collaboration
- Drawing
- Matching
- Fill in the Blanks
- Leveled Questions



gwinnett**online**campus

Quizizz for Formative Assessment

Mr. Wise



- Question Timer
- Randomize Questions
- Multiple Choice
- Matching
- Live Whole-Class Engagement

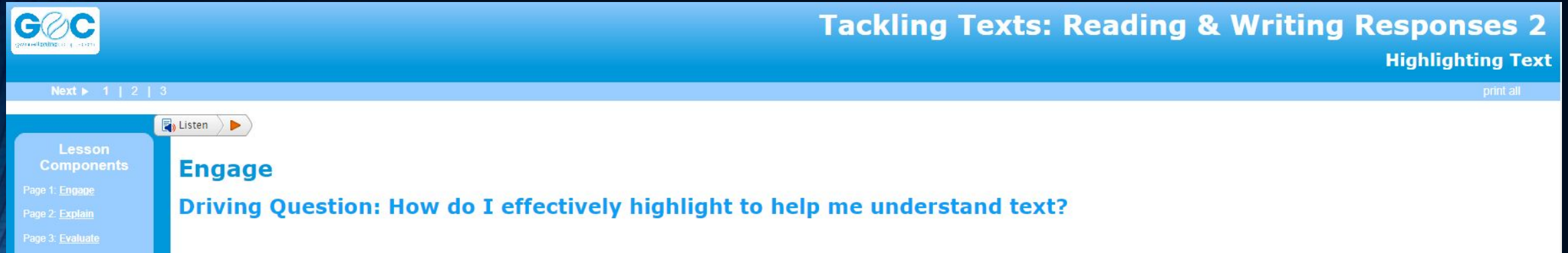


gwinnett**online**campus

GOC Lesson Options for Core Content

Mr. Wise

- GOC has made their lessons available to teachers across the district.
- You may choose to assign a lesson or a unit to your students.
- All GOC lessons are aligned to the AKS.



The screenshot shows the Gwinnett Online Campus (GOC) interface. At the top, the GOC logo is on the left, and the title "Tackling Texts: Reading & Writing Responses 2" is on the right, with "Highlighting Text" below it. A navigation bar shows "Next" and page numbers "1 | 2 | 3". Below this, a "Listen" button with a play icon is visible. On the left, a "Lesson Components" sidebar lists "Page 1: Engage", "Page 2: Explain", and "Page 3: Evaluate". The main content area displays the title "Engage" and the "Driving Question: How do I effectively highlight to help me understand text?"

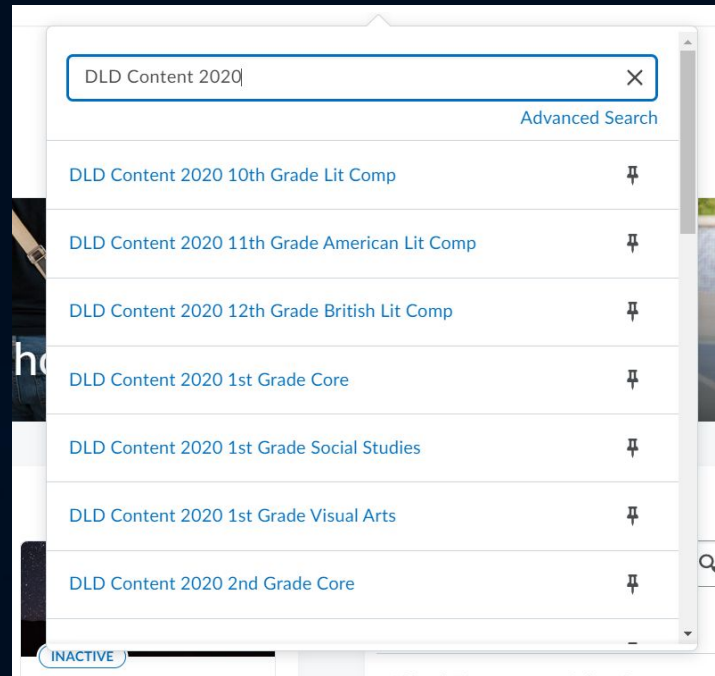


gwinnett**online**campus

GOC Lessons for Middle School Courses

Mr. Wise

- The list of courses with GOC content are located in eClass.
- Search for DLD Content 2020
- Click the desired course.

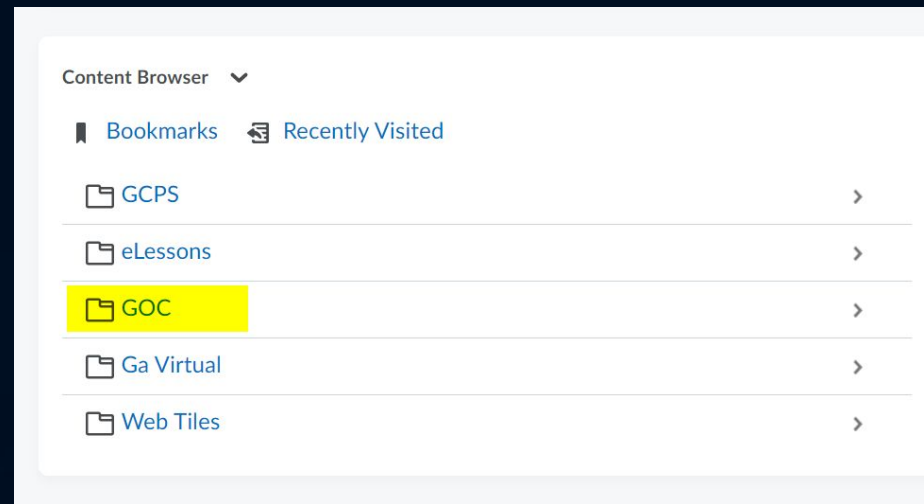


gwinnettonlinecampus

GOC Lessons for Middle School Courses

Mr. Wise

- On the course homepage, scroll down until you see the Content Browser widget. You'll see a list of names, each with a folder icon, which all include additional county resources. GOC content is fairly clearly marked. Click on the folder to start navigating to GOC resources. You may see unit folders nested, but if you keep clicking, you'll reach the content items.

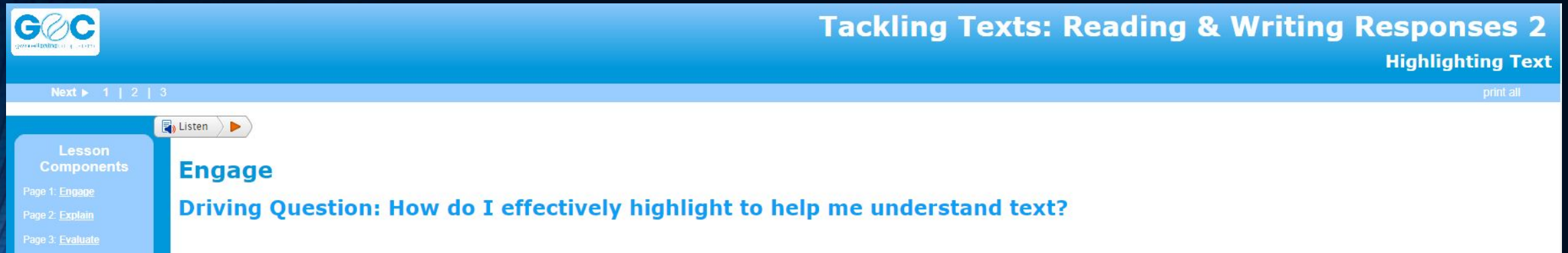


gwinnett**online**campus

Pulling in GOC Content

Mr. Wise

- You pull in content just like you would if you are pulling in content from a sample course page. (Copy course components).



The screenshot displays the Gwinnett Online Campus (GOC) interface. At the top, the GOC logo is on the left, and the title "Tackling Texts: Reading & Writing Responses 2" is on the right, with "Highlighting Text" below it. A navigation bar shows "Next" and page numbers "1 | 2 | 3". A "Listen" button with a play icon is visible. On the left, a "Lesson Components" sidebar lists "Page 1: Engage", "Page 2: Explain", and "Page 3: Evaluate". The main content area is titled "Engage" and features the "Driving Question: How do I effectively highlight to help me understand text?"



gwinnett**online**campus

eCLASS Sample lessons are housed in each of the Communication Centers

Digital Learning Day Sample Lessons

Below you will find a sampling of digital learning lessons. Check out other grade levels for ideas on ways you can use the structure of the lesson to make additional lessons for your eCLASS page. Be sure to check back on this page, as the program office will add additional lessons.

	6th Grade	7th Grade	Physical Science	Biology	Chemistry	Physics
	Lesson 1 (AKS 5) Lesson 2 (AKS 5) Lesson 3 (AKS 5)	Lesson 1 (AKS 5) Lesson 2 (AKS 5) Lesson 3 (AKS 5)	Lesson 1 (AKS 5) Lesson 2 (AKS 5) Lesson 3 (AKS 5)	Lesson 1 (AKS 12) Lesson 2 (AKS 12) Lesson 3 (AKS 12) Lesson 4 (AKS 12) Lesson 5 (AKS 12)	Lesson 1 (AKS 5g, 5h) Lesson 2 (AKS 5h) Lesson 3 (AKS 5)	Lesson 1 (AKS 10) Lesson 2 (AKS 10)
Additional Resources	eLessons Gwinnett Online Campus Georgia Virtual	eLessons Gwinnett Online Campus Georgia Virtual	eLessons Gwinnett Online Campus Georgia Virtual	eLessons Gwinnett Online Campus Georgia Virtual	eLessons Gwinnett Online Campus Georgia Virtual	eLessons Gwinnett Online Campus Georgia Virtual



gwinnett**online**campus

Questions?

- Join us next time for a GOC MS Live session.
- Feel free to add your questions to the google page for questions on the Teacher Resource page on the website.

